

ARTISAN  
CUSTOM DOORWORKS  
*Beyond Elegance*



*Symphony*

SERIES OF FINE VINYL CARRIAGE DOORS



## SYMPHONY SERIES COLLECTIONS



Our Symphony Series combines the attractive appearance of historic wood carriage doors with the modern convenience of cellular vinyl. Expertly built by hand, Symphony is constructed using precision-milled cellular vinyl face boards and insulated steel framing to create the perfect blend of detailing, durability and thermal-efficiency. An extraordinary design portfolio and wide array of styling options, including custom color availability, give Symphony the kind of unique charm and architectural character that any fine home would be worthy of.

### **Elegant Carriage Door Designs**

The Symphony Series is available in Swing, Bifold, and Trifold designs reminiscent of historic carriage doors.

### **Standard and Custom Sizes**

Choose from 7ft, 8ft, and 9ft heights in both single and double wide configurations to fit new or existing openings, or specify a custom size.

### **Low Maintenance**

Symphony's exterior face boards have consistent quality throughout and resist moisture, cracking, insects and decay for minimal upkeep.

### **Excellent Durability**

Symphony features outstanding impact resistance and dimensional stability for all types of climates and surroundings.

### **No Visible Fasteners**

Hidden fastening techniques and dependable bonding methods result in clean, mark-free exterior surfaces.

### **Energy Efficient**

Insulating properties of cellular vinyl face boards and steel foam core frame combine for calculated R-value of 8.2.

### **Easy-Care Finish**

Multi-Step factory finish seals and protects while adding a rich, white luster for easy care and cleaning.



SY-SW-16L-ZB-2BP Standard Designer White Color Shown.  
Decorative Hardware Optional.



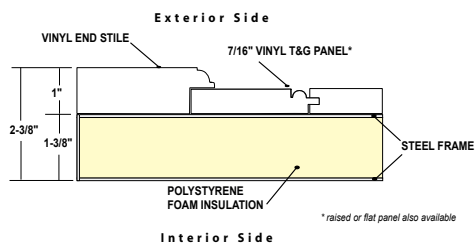
SYMPHONY SERIES—VINYL CRAFTED THE ARTISAN WAY

Symphony is uniquely defined by its remarkable wood-like appearance and low maintenance features. Using the same rigorous manufacturing standards as our wood carriage door offerings, Symphony is milled and handcrafted the Artisan way, which results in milled edges that have sharp definition, and joinery that has flush, weather-tight qualities. To create even more richness, Symphony is coated at the factory with our easy-care finish to seal and protect the exterior while producing a smooth, white luster that's both durable and beautiful.




SY-TF-18L-AT-3BP Custom Color Shown. Decorative Hardware Optional.

4- LAYER CONSTRUCTION CROSS SECTIONAL VIEW



Window sections feature authentic look of historic wood carriage doors.



- 1) 1 1/4" window grille with profiled edges and banding create the look of true divided lites.
- 2) Section height of 28" allows for glass pane size to mimic traditional window styles.

Custom color shown.


Choose from three different panel styles to coordinate with the surrounding architecture.



Classic tongue and groove boards are milled with beaded edges. Custom color shown.



Solid raised panels add a touch of elegance. Custom color shown.



Flat panels are the perfect choice for battens, bucks or cross rails. Custom color shown.

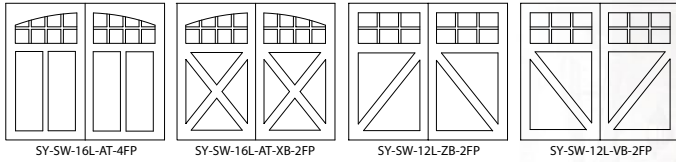


## SYMPHONY SERIES—DOOR DESIGNS

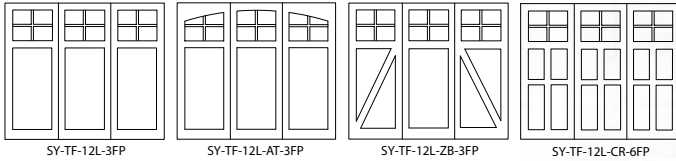
Symphony is available in three classic door designs: Swing, Trifold, and Bifold. Below is an array of the various panel and trim options available for each door design. See our entire collection on the web.

### Flat Panels

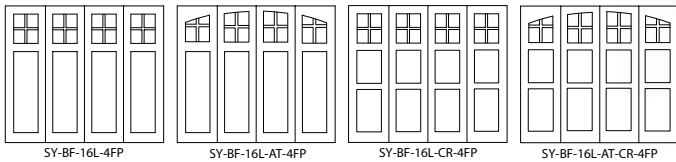
#### Swing Style



#### Trifold Style



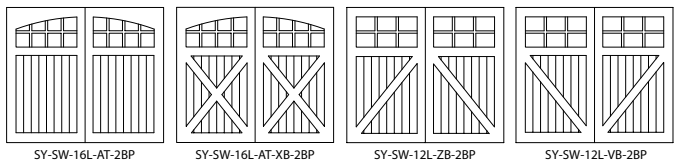
#### Bifold Style



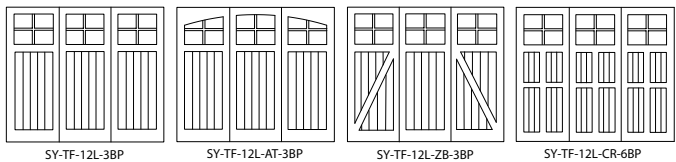
See entire collection on web

### Beaded Panels

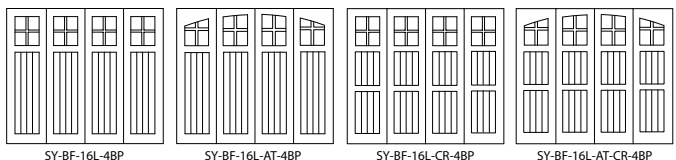
#### Swing Style



#### Trifold Style



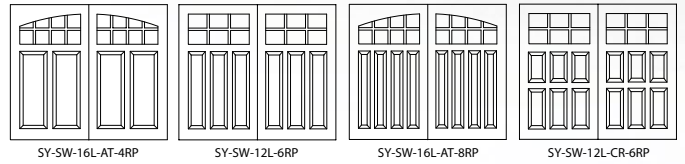
#### Bifold Style



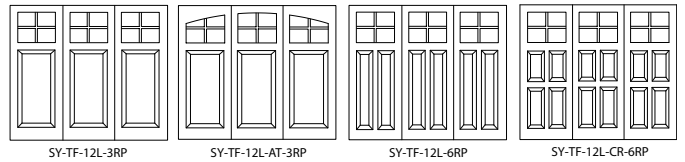
See entire collection on web

### Raised Panels

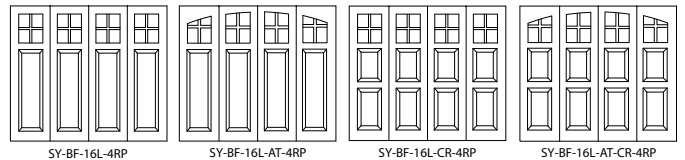
#### Swing Style



#### Trifold Style



#### Bifold Style



See entire collection on web

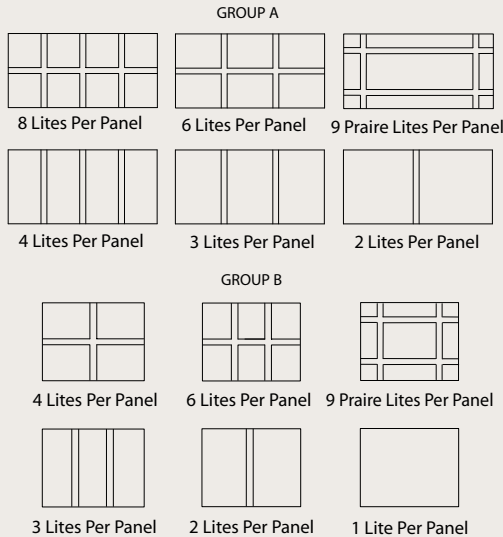


*SY-SW-AT-CR Custom Color Shown. Decorative Hardware Optional.*



## WINDOW GRILLE PATTERNS

Window grilles are 1 1/4" wide. Use grille patterns in Group A for Swing styles, and Group B for Trifold and Bifold styles. Arch tops available.




## PANEL TYPES & TRIM OPTIONS

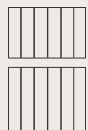
Panel Quantity - Single Sizes

Door Style	Swing	Trifold	Bifold
No. of Panels Across	2, 4, 6, 8	3, 6	4, 8

T&G BEADED PANEL



Standard



With Cross Rail

FLAT SMOOTH PANELS



With No Battens




With 1 Batten



With 2 Battens



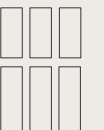
With 3 Battens



With Cross Rail



With Cross Rail

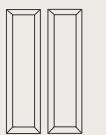


With Cross Rail




With Cross Rail

SOLID RAISED PANELS



With 1 Batten



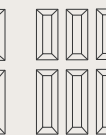
With 2 Battens



With 3 Battens



With Cross Rail

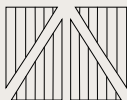


With Cross Rail



With Cross Rail

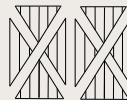
Buck patterns shown for Swing style. Also available in Trifold.



Z-Brace - Beaded Panel



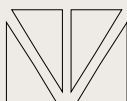
V-Buck - Beaded Panel



Cross Buck - Beaded Panel



Z-Brace - Flat Smooth Panel



V-Buck - Flat Smooth Panel



Cross Buck - Flat Smooth Panel

## ARTISAN DECORATIVE HARDWARE

Artisan decorative hardware includes a collection of stunning strap hinges, pull handles and latches, all style-coordinated and hand-forged with a black powder coat finish. Available in two thicknesses: 1/4" and 3/16".

### Strap Hinges: Straight or Arched



BEAN: 42", 36", 22"



HEART: 42", 36", 22"



TULIP: 42", 36", 22"

### Pull Handles



BEAN



HEART



TULIP

### Latches



BEAN



TULIP



HEART



## DOOR SPECIFICATIONS & CONSTRUCTION

- 4-Layer construction consisting of 1 3/8" white powder coated double-sided steel insulated flush frame and 1" thick cellular vinyl end stiles and rails for overall thickness of 2 3/8".
- Face boards are mechanically-fastened together, using hidden pocket screws for weather-tight joints, then bonded to steel frame.
- All exterior components are sealed and protected with our multi-step easy-care white finish.
- All face board dimensions have carriage door-like sizing with profiled edge milling; 5 3/4" end stiles/upper rails; 7 1/2" bottom rail.
- Tongue and groove panels consist of 7/16" thick cellular vinyl with milled beaded edges.
- Raised panels consist of 1" thick cellular vinyl with beveled milling.
- Flat panels consist of 7/16" thick cellular vinyl.
- Window grilles are 1" thick by 1 1/4" wide cellular vinyl with profiled edge milling.
- Top section height is 28". 3-sections high on 7' models. 4-sections high on 8' models. 5-sections high on 9' models.

## HARDWARE SPECIFICATIONS

- Vertical and horizontal tracks are 2" wide, 0.057 and 0.069 thick, respectively. Available track designs include 15" radius (18" headroom\*), 6" low clearance (10" headroom\*), 3" low clearance (7" headroom\*).

*\*Headroom requirement for door and electric opener.*

- Door hinges are 14-gauge galvanized steel.
- Struts are 2 1/4" wide, 20-gauge galvanized steel.
- Rollers are nylon ball-bearing with zinc-plated shafts.
- Torsion springs are rated at 10,000 cycles.
- Cables are 3/32" strand aircraft-type.

## WIND LOAD TESTING

Symphony can be used for coastal applications with upgraded hardware to meet specific wind code requirements. Contact Artisan for more information.

## DECORATIVE STRAP HINGES & HANDLES

Available in two thicknesses; 1/4" and 3/16": and three styles: heart, bean, tulip, with black powder coat finish.

## FIELD PAINTING

If desired, Symphony can be field-painted with oil or water-based house paint provided all surfaces are degreased and pre-sanded for proper adhesion. Dark colors are not recommended.

## GUARANTEED FOR QUALITY

Artisan has a 5-year limited warranty on each Symphony door.

## EASY-CARE FACTORY FINISH

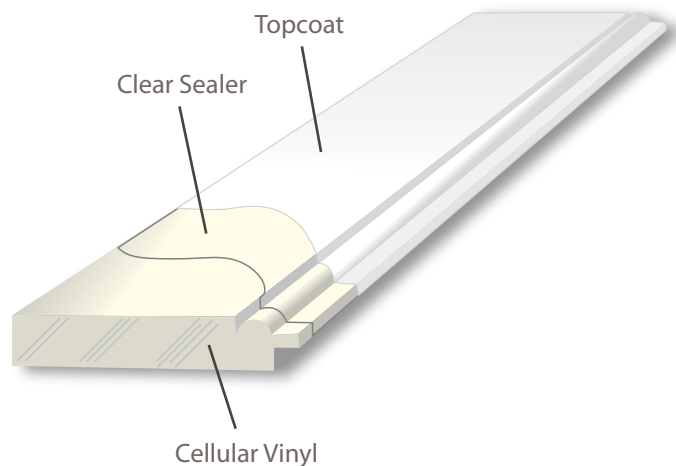
Exterior surfaces are coated with our easy-care finish; a multi-step, high-performance finish system designed to offer excellent resistance to UV exposure and scratches. Our easy-care finish comes standard in Designer White\* with a medium gloss.

*\*Artisan paint samples available.*

Step 1. Clear sealer coat creates exceptional adhesion and chemical resistance.

Step 2. Light sanding for extra smoothness.

Step 3. White top-coat for ultimate UV-protection and scratch resistance.



Easy-Care Factory Finish is available in custom colors. To order a custom color, submit the following information to Artisan:

- Name of Paint Manufacturer.
- Paint Color Number, and/or
- Paint Color Name.



**ARTISAN**  
CUSTOM DOORWORKS

975 Hemlock Road  
Morgantown, Pennsylvania 19543  
T: 888.913.9170  
F: 610.913.6036  
www.artisandoorworks.com

*Model shown on front cover: SY-SW-16L-XB-2BP  
Standard Designer White Color Shown.  
Decorative Hardware Optional.*